



Rhéaume
CANOTS · CANOËS



The love of beautiful cedar wood canoes inspires our artisans on a daily basis and we love nothing more than to see our know-how reflected on the surface of a lake or river. Since 1986, our products have already become synonymous with quality and expertise.

We hope you enjoy the canoes we make as much as we enjoy to making them.



WITH LOVE FROM MAURICIE



Since 2017, we have been established in St-Tite, in the heart of the Mauricie region, with a thousand-year-old tradition of canoe manufacturing.


We have optimized our facilities so that we can increase our efficiency and productivity, which allows us to have an excellent capacity to fulfill orders



The configuration of our new facilities has allowed us to separate the two plans of our business, namely the wood and cedar canoes section as well as the composite and canoe assembly section.

OUR WORK

We build cedar canoes and cedar furniture.
We manufacture parts and hardware for all types of canoes.





EXPLORER

14'

Materials: Fiberglass, Fibrex, Kevlar, Carbon Fiber
Gunwales: PVC (fiberglass only), Cherry wood, Composite



Options:

Kneeling thwart, sliding seat,
Skid plates

The Explorer 14' is a very versatile canoe since it is suitable for all kinds of activities, including hunting, fishing, camping, expeditions or family outings. It is paddled as much by a beginner as an expert. Its 38½" width makes it one of the most stable boats in our range and its large capacity allows for safe expeditions.

The Explorer 14' was developed from its big brother, the Explorer 16', retaining all its qualities but being smaller and lighter.

It offers exceptional weight. It is one of our most versatile models that can be enjoyed by any type of paddler.



EXPLORER 14'



Specs	
Length	14'
Beam	38½"
Depth	14"
Capacity	750 lbs
Front height	19"
Rear height	19"
Bow rocker	½"
Stern rocker	½"

Weight	
Fiberglass / PVC :	52 – 54 lbs
Fiberglass / cherry wood :	49 – 51 lbs
Fiberglass / composite :	47 – 49 lbs
Fibrex / PVC :	55 - 57 lbs
Fibrex / cherry wood :	52 - 54 lbs
Fibrex / composite :	50 - 52 lbs
Kevlar / cherry wood :	40 – 42 lbs
Kevlar / composite :	39 – 41 lbs
Carbon fiber / cherry wood :	39 – 41 lbs
Carbon fiber / composite :	37 – 39 lbs



RACCOON

14'

Materials: Fiberglass, Kevlar

Gunwales: PVC (Fiberglass only), Composite



Options:

Skid plates

This square-backed model can be equipped with a small electric motor. Graceful and elegant, wide and very stable in addition to being equipped with three keels, the Raccoon is very popular with hunters, fishermen and expedition enthusiasts. It has a remarkable loading capacity and is easy to handle. You can also add a central seat to seat more passengers. This model is suitable for any type of user.

You can use about every electric motor with the Raccoon. We do not recommend the use a fuel motor.



RACCOON 14'



Specs	
Length	14'
Beam	40"
Depth	14"
Capacity	700 lbs
Front height	23"
Rear height	16"
Bow rocker	0"
Stern rocker	0"

Weight	
Fiberglass / PVC :	74 – 77 lbs
Fiberglass / cherry wood :	-
Fiberglass / composite :	-
Fibrex / PVC :	-
Fibrex / cherry wood :	-
Fibrex / composite :	-
Kevlar / cherry wood :	-
Kevlar / composite :	64 – 67 lbs
Carbon fiber / cherry wood :	-
Carbon fiber / composite :	-



REBEL

14' 3

Materials: Fiberglass, Fibrex, Kevlar, Carbon Fiber
Gunwales: PVC (fiberglass only), Cherry wood, Composite



Options:

Kneeling thwart, Skid plates,
2-tone (white bottom)

The Rebel is absolutely perfect for fans of solo excursions. Its design makes it light and easy to carry, in addition to providing it with good stability which allows it to spin quickly and straight.

Although it is small, it has a very acceptable cargo capacity. The Rebel is therefore ideal for small to medium-sized paddlers who prefer to travel light and swift.

Although it may be suitable for beginners, this model is rather recommended for intermediate and advanced paddlers



REBEL 14' 3



Specs	
Length	14'3"
Beam	23½"
Depth	12"
Capacity	500 lbs
Front height	19"
Rear height	15½"
Bow rocker	1½"
Stern rocker	½"

Weight	
Fiberglass / PVC :	42 – 44 lbs
Fiberglass / cherry wood :	40 – 42 lbs
Fiberglass / composite :	38 – 40 lbs
Fibrex / PVC :	45 – 47 lbs
Fibrex / cherry wood :	43 – 45 lbs
Fibrex / composite :	41 – 43 lbs
Kevlar / cherry wood :	32 – 34 lbs
Kevlar / composite :	27 – 29 lbs
Carbon fiber / cherry wood :	28 – 30 lbs
Carbon fiber / composite :	26 – 28 lbs



PROSPECTEUR

15'

Materials: Fiberglass, Fibrex, Kevlar, Carbon Fiber
Gunwales: PVC (fiberglass only), Cherry wood, Composite



Options:

Kneeling thwart, sliding seat,
Skid plates, 2-tone (white bottom)

The Prospector 15 'is an ideal canoe for people wishing to paddle solo or in tandem. Given its light weight, it is easy to carry on portages, even in more restricted areas.

The somewhat "V" design of the hull, as well as its very moderate width, allow an easy navigation both solo and in tandem.

The Prospector 15 is suitable for any type of paddler. Its weight and size are significant assets that make expeditions with a lot of portage much more enjoyable. It is ideal canoe for the discovery and exploration of new landscapes.



PROSPECTEUR 15'



Specs	
Length	15'
Depth	14"
Capacity	750 lbs.
Front height	22"
Rear height	22"
Beam	35.5"
Bow rocker	2"
Stern rocker	2"

Weight	
Fiberglass / PVC :	51 – 53 lbs
Fiberglass / cherry wood :	49 – 51 lbs
Fiberglass / composite :	47 – 49 lbs
Fibrex / PVC :	54 – 56 lbs
Fibrex / cherry wood :	52 – 54 lbs
Fibrex / composite :	50 – 52 lbs
Kevlar / cherry wood :	38 – 40 lbs
Kevlar / composite :	35 – 37 lbs
Carbon fiber / cherry wood :	36 – 38 lbs
Carbon fiber / composite :	32 – 34 lbs



MUSKOKA

16'

Materials: Fiberglass, Fibrex, Kevlar, Carbon Fiber
Gunwales: PVC (fiberglass only), Cherry wood, Composite



Options:


Kneeling thwart, sliding seat,
Skid plates, 2-tone (white bottom)

The 16' Muskoka is an asymmetrical canoe that paddles easily in tandem or solo. Its shallow draft makes it very fast and its moderate rocker allows it to go straight, yet being able to perform sharp maneuvers very easily.

Wider at the base and narrower at the gunwales (tumblehome), it facilitates paddling, especially in solo mode. It is ideal for long trips since it is fast and stable.



MUSKOKA 16'



Specs	
Length	16'
Beam	35"
Depth	13½"
Capacity	850 lbs
Front height	21"
Rear height	17"
Bow rocker	1"
Stern rocker	½"

Weight	
Fiberglass / PVC :	54 – 56 lbs
Fiberglass / cherry wood :	51 – 53 lbs
Fiberglass / composite :	49 – 51 lbs
Fibrex / PVC :	57 – 59 lbs
Fibrex / cherry wood :	54 – 56 lbs
Fibrex / composite :	52 – 54 lbs
Kevlar / cherry wood :	39 – 41 lbs
Kevlar / composite :	38 – 40 lbs
Carbon fiber / cherry wood :	38 – 40 lbs
Carbon fiber / composite :	36 – 38 lbs



EXPLORER

16'

Materials: Fiberglass, Fibrex, Kevlar, Carbon Fiber
Gunwales: PVC (fiberglass only), Cherry wood, Composite



Options:

Kneeling thwart, sliding seat,
Skid plates, 2-tone (white bottom)

The 16' Explorer is a very versatile canoe and it's suitable for all kinds of activities, like hunting, fishing, camping, expedition or family trips. This canoe can be paddled as much by a beginner as an expert. Its 38" width makes it the most stable boat in our range and its large capacity allows for safe expeditions.

The 16' Explorer was developed from our Huron model in red cedar, which has been much appreciated since decades. It offers exceptional weight versus the cedar counterpart. It is our most versatile model that can be appreciated by any type of paddler.



EXPLORER 16'



Specs	
Length	16'
Beam	38"
Depth	14½"
Capacity	1000 lbs
Front height	21"
Rear height	21"
Bow rocker	½"
Stern rocker	½"

Weight	
Fiberglass / PVC :	55 – 57 lbs
Fiberglass / cherry wood :	52 – 54 lbs
Fiberglass / composite :	50 – 52 lbs
Fibrex / PVC :	58 – 60 lbs
Fibrex / cherry wood :	55 – 57 lbs
Fibrex / composite :	53 – 55 lbs
Kevlar / cherry wood :	40 – 42 lbs
Kevlar / composite :	39 – 41 lbs
Carbon fiber / cherry wood :	39 – 41 lbs
Carbon fiber / composite :	37 – 39 lbs



NAHANNI

16' 5

Materials: Fiberglass, Fibrex, Kevlar, Carbon Fiber
Gunwales: PVC (fiberglass only), Cherry wood, Composite



Options:

Kneeling thwart, sliding seat,
Skid plates, 2-tone (white bottom)

The 16'5 Nahanni is an asymmetrically shaped canoe. It has a very shallow draft and an almost zero rocker, which make it an extremely fast canoe that goes straight like an arrow. It can be used both in tandem and solo.

It is just as suitable for a paddler who just wants to have fun, as for someone looking for speed and performance.



NAHANNI 16' 5



Specs	
Length	16'5"
Beam	36"
Depth	14"
Capacity	850 lbs
Front height	20"
Rear height	18"
Bow rocker	½"
Stern rocker	½"

Weight	
Fiberglass / PVC :	54 – 56 lbs
Fiberglass / cherry wood :	51 – 53 lbs
Fiberglass / composite :	49 – 51 lbs
Fibrex / PVC :	57 – 59 lbs
Fibrex / cherry wood :	54 – 56 lbs
Fibrex / composite :	52 – 54 lbs
Kevlar / cherry wood :	39 – 41 lbs
Kevlar / composite :	38 – 40 lbs
Carbon fiber / cherry wood :	38 – 40 lbs
Carbon fiber / composite :	36 – 38 lbs



PROSPECTEUR

16' 6

Materials: Fiberglass, Fibrex, Kevlar, Carbon Fiber
Gunwales: PVC (fiberglass only), Cherry wood, Composite



The Prospector 16'6 is one of the most popular models to have been marketed of all brands. It's our tallest canoe. It can be used both on a calm lake and on a river since it can be maneuvered very quickly in order to avoid obstacles. Its reactivity remains present even if it is heavily loaded. It is also endowed with a remarkable stability both solo and tandem.

This canoe adapts to any type of situation and is suitable for both beginners and experienced paddlers. It is the model most used in camps, parks and schools.

Options:

Kneeling thwart, sliding seat,
Skid plates, 2-tone (white bottom)



PROSPECTEUR 16' 6



Specs	
Length	16' 6
Beam	35"
Depth	13½"
Capacity	850 lbs
Front height	22"
Rear height	22"
Bow rocker	2½"
Stern rocker	2½"

Weight	
Fiberglass / PVC :	54 – 56 lbs
Fiberglass / cherry wood :	51 – 53 lbs
Fiberglass / composite :	49 – 51 lbs
Fibrex / PVC :	57 – 59 lbs
Fibrex / cherry wood :	54 – 56 lbs
Fibrex / composite :	52 – 54 lbs
Kevlar / cherry wood :	39 – 41 lbs
Kevlar / composite :	38 – 40 lbs
Carbon fiber / cherry wood :	38 – 40 lbs
Carbon fiber / composite :	36 – 38 lbs



PROSPECTEUR

17' 4

Materials: Fiberglass, Fibrex, Kevlar, Carbon Fiber
Gunwales: PVC (fiberglass only), Cherry wood, Composite



The Prospector 17'4 is our longest composite model. It is the canoe with the greatest cargo capacity given its large size. Its length allows it to glide very well on the water, which makes it a fast boat. Its size will not prevent you from paddling it solo, on the contrary.

Appreciated for long expeditions, it will also satisfy fans of occasional or daily trips. One thing is certain, its elegance will undoubtedly turn heads.

Options:

Kneeling thwart, sliding seat,
Skid plates, 2-tone (white bottom)



PROSPECTEUR 17' 4'



Specs	
Length	17'4"
Beam	35½"
Depth	14½"
Capacity	1200 lbs
Front height	23½"
Rear height	23½"
Bow rocker	½"
Stern rocker	½"

Weight	
Fiberglass / PVC :	55 – 57 lbs
Fiberglass / cherry wood :	52 – 54 lbs
Fiberglass / composite :	50 – 52 lbs
Fibrex / PVC :	58 – 60 lbs
Fibrex / cherry wood :	55 – 57 lbs
Fibrex / composite :	53 – 55 lbs
Kevlar / cherry wood :	40 – 42 lbs
Kevlar / composite :	39 – 41 lbs
Carbon fiber / cherry wood :	39 – 41 lbs
Carbon fiber / composite :	37 – 39 lbs

OUR GUNWALES



PVC GUNWALES

PVC gunwales require no maintenance. On the other hand, they are the heaviest in the category. They are mainly used on entry-level canoes such as fiberglass or Fibrex canoes.



WOODEN GUNWALES

Wooden gunwales are a little heavier than composite ones and require little maintenance. They offer better rigidity than PVC, but less than composite ones. They offer a very warm and elegant look to any canoe.



COMPOSITE GUNWALES


Composite gunwales are maintenance free and are the lightest. They give extra rigidity to the canoe. Plus, they have a state-of-the-art look. They are made of carbon and Kevlar, and are infused into the canoe during its construction.

AVAILABLE OPTIONS



KNEELING THWART

The kneeling bar is used for solo paddling. The paddler kneels in the canoe and leans their buttocks on this bar for light support. The paddler's weight is then distributed towards the center of the canoe and the center of gravity is much lower, which provides excellent stability.



SLIDING SEAT

This option is used to help balance the weight in the canoe. Thus, paddlers with a large difference in weight can better distribute it by sliding the seat so that the canoe is more upright and stable.



SKID PLATES

Kevlar bow protectors are installed at each end of the canoe to protect it from rock impacts that may be encountered on a river or lake. They cover part of the ends of the canoe, and a small part under the hull. This is our most popular option.

ALL SPECS COMPARISON

	Explorer 14	Raccoon	Rebel	Explorer 16	Muskoka	Nahanni	Pro. 15	Pro. 16	Pro. 17
Length	14'	14'	14' 3"	16'	16'	16' 5"	15'	16' 6"	17' 4"
Beam	38½"	40"	23.5"	38"	35"	36"	35.5"	35"	35.5"
Front height	19"	23"	19"	21"	21"	20"	22"	22"	23½"
Depth	14"	14"	12"	14.5"	13.5"	14"	14"	13.5"	14.5"
Front height	19"	16"	15½"	21"	17"	18"	22"	22"	23½"
Bow rocker	½"	0"	1½"	½"	1"	½"	2"	2½"	½"
Stern rocker	½"	0"	½"	½"	½"	½"	2"	2½"	½"
Weight	37-57 lbs	62- 76 lbs	26 - 47 lbs	37 - 60 lbs	36 - 59 lbs	36 - 59 lbs	32 - 56 lbs	36 - 59 lbs	37 - 60 lbs
Capacity	750 lbs.	700 lbs.	500 lbs	1000 lbs.	850 lbs.	850 lbs	750 lbs.	850 lbs.	1200 lbs.
Very stable	X	X		X					X
Stable							X	X	
Med. stable					X				
Less stable			X			X			
Beginner	X	X		X			X	X	X
Intermediate	X	X	X	X	X	X	X	X	X
Advanced	X	X	X	X	X	X	X	X	X
Hunting fishing	X	X		X			X	X	X
Tripping	X	X	X	X	X	X	X	X	X
Solo	X		X		X		X	X	
Speed			X		X	X			X



"I have always believed that the [...] canoe is one of the greatest achievements of mankind. There is nothing that is so aesthetically pleasing and yet so functional and versatile as the canoe. It is as much a part of our land as the rocks and trees and lakes and rivers."

BILL MASON



